



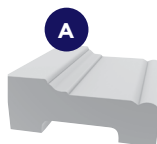

Defining Detail



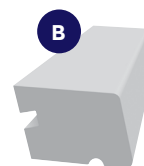
About the Colonial

Colonial homes are known for their distinguished symmetrical shapes. The key is to keep window and door surrounds simple and add tasteful ornamentation when needed. Strong lines and prominent windows help to create the perfect showcase for accents.

GEORGIAN COMPONENT SPECS



Casing
Profile: 7216



Sill Nose
Profile: 7717